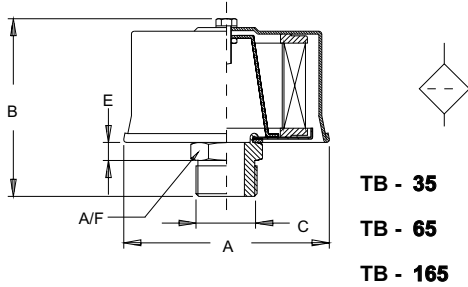
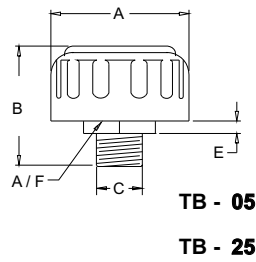


BREATHER

THREADED TYPE



TB - 35
TB - 65
TB - 165



TB - 05
TB - 25

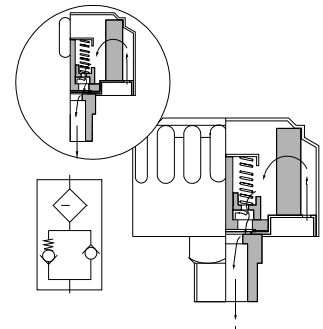
MODEL	DISPLACEMENT		RATING MICRON	A	B	C STD IN BSPP	E	A / F	WT KGS
TB . 05 .	150	LPM	40						
TB . 05 . 10	90	LPM	10	45	63	1/4"	8	25	0.13
TB . 25 .	720	LPM	40						
TB . 25 . 10	400	LPM	10	77	75	3/4"	10	30	0.25
TB . 35 .	1000	LPM	10	110	138	1 - 1/2"	12	55	0.40
TB . 65 .	2000	LPM	10	145	145	2"	15	65	0.55
TB . 165 .	4000	LPM	10	185	195	2 - 1/2"	15	80	1.30

MODEL CODE : ASSEMBLY

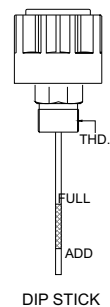
TB	- 05	- 10	- * * *	- P	
SERIES	CAPACITY CFM	FILTRATION MICRONS	THREADS OPTIONAL #	FEATURE SPECIAL #	
TB	05	40 - STD	03 - 3/8"	B - BSPP N - NPT	P - PRESSURISED (5 P S I) SG - SPLASH GUARD DS - DIP STICK
			04 - 1/2"		
	25	10 - OPTIONAL	06 - 3/4"		
			08 - 1"		
	35	10 - STD	10 - 1-1/4"		
65	10 - STD				
165	10 - STD				

OPTIONAL / SPECIAL FEATURE (CONSULT FACTORY) - OMIT IF NOT REQUIRED

P - FEATURE



- BUILT IN VALVE ASSEMBLY HELPS TO MAINTAIN PRESET PRESSURE (5 P S I) IN THE TANK.
- ALLOWS FREE FLOW OF AIR INTO THE TANK IF PRESSURE FALLS BELOW ATMOSPHERIC.
- IF PRESSURE INSIDE TANK INCREASES VALVE RELEASES AT PRESET PRESSURE (5 P S I)
- DISPLACED AIR IS FILTERED & CLEAN



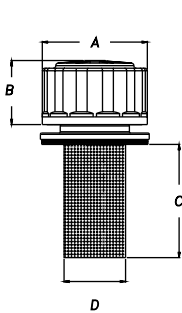
DIP STICK

DIMENSIONS IN MM FOR REFERENCE ONLY

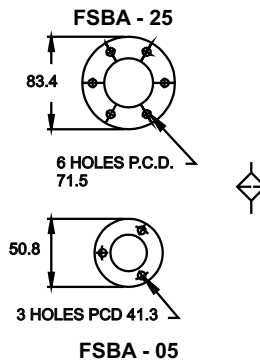
BREATHER

- ALUMINIUM DIE CAST - VENTS UNDERNEATH
- FILTRATION 40 MICRONS STANDARD / OPTIONAL 10 MICRONS
- AIR FLOWS TO 25 CFM (750 LPM)
- METAL STRAINER - STANDARD
- HARDWARE INCLUDES GASKET

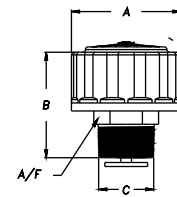
FLANGE TYPE



FSBA - **



THREAD TYPE



TBA - **

MODEL	DISPLACEMENT		RATING MICRONS	RATING					WT KGS
				A	B	C*	D	A / F	
FSBA - 05	150	LPM	40						
FSBA - 05 - 10	90	LPM	10	56	41	65	28	-	0.20
FSBA - 25	720	LPM	40						
FSBA - 25 - 10	400	LPM	10	82	50	91	48	-	0.40
TBA - 05	150	LPM	40	56	66	1/2*B/N	-	25.4	0.20
TBA - 05 - 10	90	LPM	10						
TBA - 25	720	LPM	40	82	85	1-1/4*B/N	-	42.0	0.30
TBA - 25 - 10	400	LPM	10						

MODEL CODE : ASSEMBLY

FSB*	- 25	- **	- **	- **
SERIES	CAPACITY CFM	FILTRATION MICRONS	STRAINER C* OPTIONAL(2)	FEATURE SPECIAL
FSBA - 05	05	40 - STD 10 - OPTIONAL	STD	DS - DIP STICK
FSBA - 25	25		L 4 - STD # L 6 - 152 mm L 8 - 203	DS - DIP STICK SG - SPLASH GUARD
TBA - 05	05		1/2*B/N	P5 - Pr 5 PSI SG - SPLASH GUARD
TBA - 25	25		1-1/4* B/N	DS - DIP STICK

OPTIONAL / SPECIAL FEATURE (CONSULT FACTORY) - OMIT IF NOT REQUIRED

DIMENSIONS IN MM FOR REFERENCE ONLY